


24-inch Diameter Modular Plastic Pontoon Installation Instructions

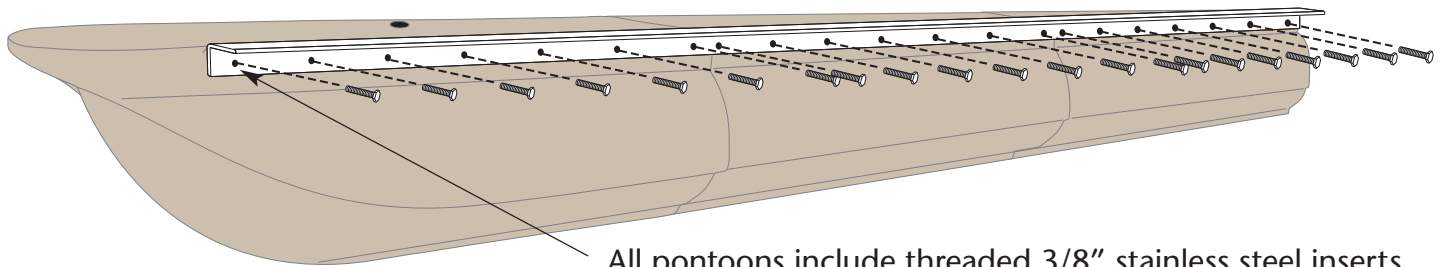


To join together pontoon sections, you will need:

- 3/4" Hex Head Bolt; 3/8" 16TPI thread • Lock Washer • 3" x 2" x 1/4" thick aluminum angle irons

Angle irons need to flange out at top and be flush with top of collar (see illustration).

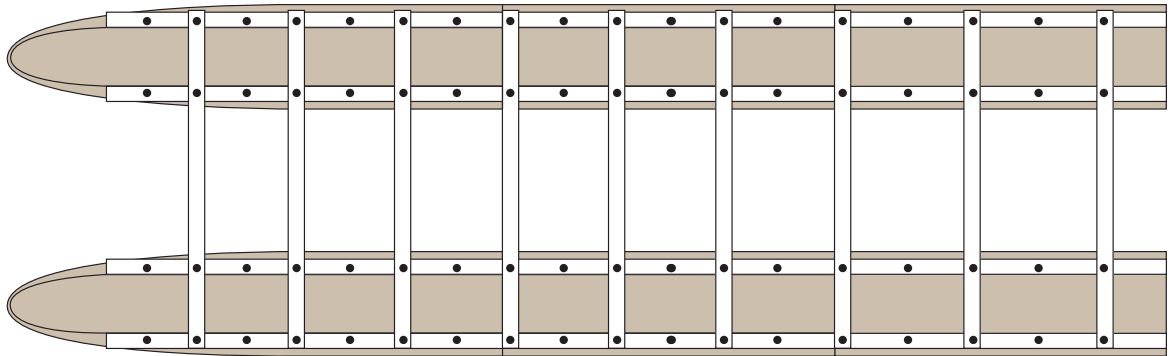
Use cargo straps to draw modules as tight as you can before drilling holes.



All pontoons include threaded 3/8" stainless steel inserts to accommodate bolts.

To join pontoons together, you will need:

Cross members, which bolt into the top of the angle irons.



Suggestions for mounting decking

